

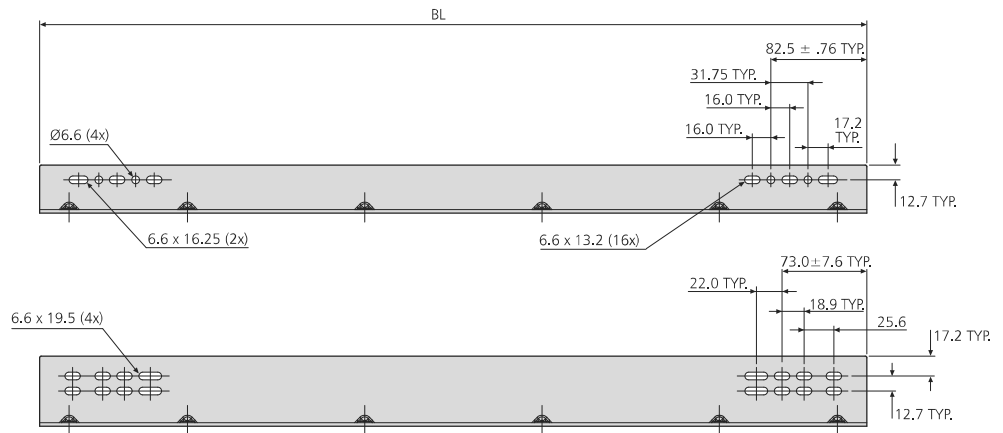
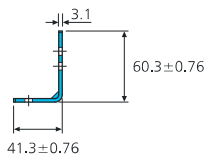
- Platform bracket kit for 9301-E/9308-E/7957
- 4 bottom and 2 side mount options
- Unhanded brackets
- Fixing hardware included for 9301-E/9308-E
- DZ - 12 hours salt spray test

- Juego de escuadras opcionales para montaje en plataforma 9301-E/9308-E/7957
- 4 opciones de montaje de base y 2 de montaje lateral
- Escuadras para cualquier mano
- Accesorios de montaje incluidos para 9301-E/9308-E
- DZ - 12 horas de exposición en el ensayo de niebla salina

- Kit staffe a piattaforma per la 9301-E/9308-E/7957
- 4 opzioni di montaggio sul fondo e 2 laterali
- Staffe intercambiabili
- Elementi di fissaggio compresi per 9301-E/9308-E
- DZ - test a 12 ore in nebbia salina



634xx	W (kg)
DZ63412	1.35
DZ63416	1.77
DZ63422	2.19
DZ63428	3.15



Bracket lengths (BL):

305mm, 406mm, 559mm, 711mm

Kit includes:

2 x brackets
4 x 6.4 x 15.9 hex head screws
4 x 6.4 hex head nuts and lock washers

Four bracket lengths can be used, either individually or in combination, to cover all slide lengths. See chart to determine number of bracket kits required.

The fixings included will not fit the 7957 slide. We recommend using M6 screws, or order a fixing kit from Accuride, order code 22409611.

Longitudes de escuadras (BL):

305mm, 406mm, 559mm, 711mm

El juego comprende:

2 escuadras
4 tornillos de cabeza hexagonal de 6,4 x 15,9
4 tuercas de cabeza hexagonal de 6,4mm y arandelas de bloqueo

Se pueden utilizar cuatro longitudes de escuadras, ya sea individualmente o en combinación, para cubrir todas las longitudes de las guías. Véase el gráfico para determinar el número de juegos de escuadras requerido.

Los tornillos entregados en el kit de escuadras no se podrán usar con esas guías. Recomendamos el uso de tornillos avellanado M6, o pedir a Accuride un kit de fijación de referencia 22409611.

Lunghezza staffe (BL):

305mm, 406mm, 559mm, 711mm

Il kit comprende:

2 x staffe
4 x viti a testa esagonale da 6,4 x 15,9
4 x dadi a testa esagonale da 6,4 e rondelle elastiche di sicurezza

Si possono usare staffe in 4 lunghezze, sia individualmente che combinate, per coprire tutte le lunghezze guida. Vedere la tavola per determinare il numero di kit staffe richiesto.

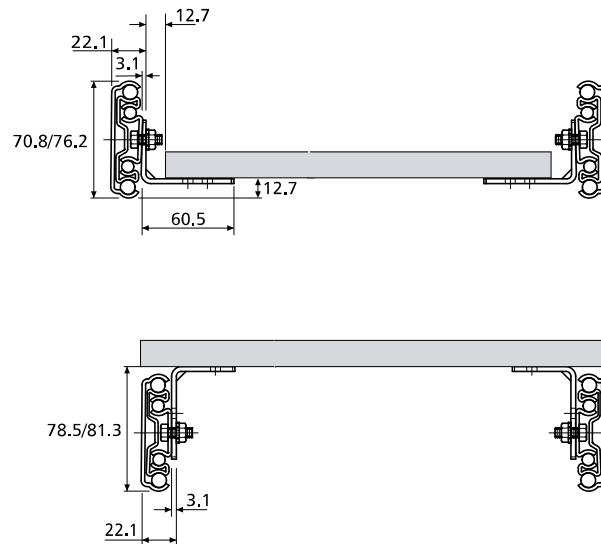
Gli elementi di fissaggio inclusi però non sono utilizzabili con la guida 7957. Per questa guida raccomandiamo le viti M6 a testa svasata, oppure potete ordinare il kit di montaggio ad Accuride con codice 22409611.

634xx

S= Side-Mount

S= Montaje lateral

S= Montaggio laterale

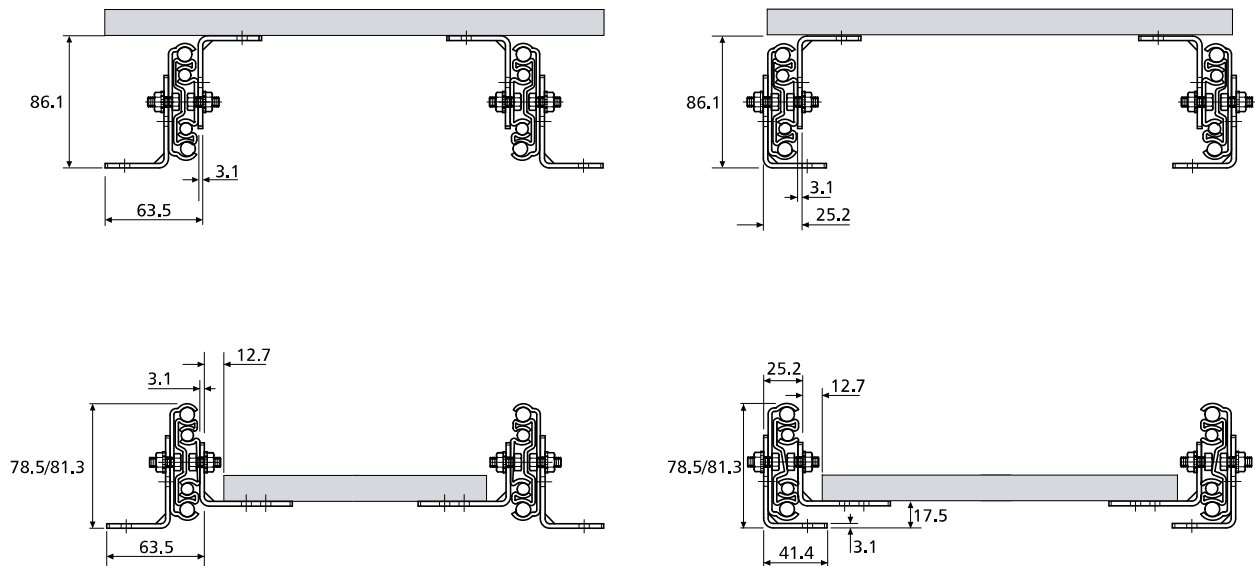


9301-E/9308-E	DZ63412	DZ63416	DZ63422	DZ63428
	S	S	S	S
930x-0012-E	1	-	-	-
930x-0014-E	1	-	-	-
930x-0016-E	-	1	-	-
930x-0018-E	-	1	-	-
930x-0020-E	-	1	-	-
930x-0022-E	-	-	1	-
930x-0024-E	-	-	1	-
930x-0026-E	-	-	1	-
930x-0028-E	-	-	-	1
930x-0030-E	-	-	-	1
930x-0032-E	-	-	-	1
930x-0034-E	2	-	-	-
930x-0036-E	2	-	-	-
9301-0040-E	1	-	1	-
9308-0040-E	1	-	1	-
9301-0042-E	1	-	-	1
9308-0042-E	1	-	-	1
9301-0044-E	1	-	1	-
9308-0044-E	1	-	-	1
9301-0048-E	1	-	-	1
9308-0048-E	1	-	-	1
9301-0054-E	-	-	2	-
9308-0054-E	-	-	2	-
9301-0060-E	-	-	1	1
9308-0060-E	-	-	1	1



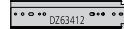


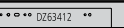
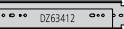

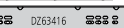

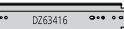



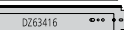


























B = Bottom-Mount

B = Montaje inferior

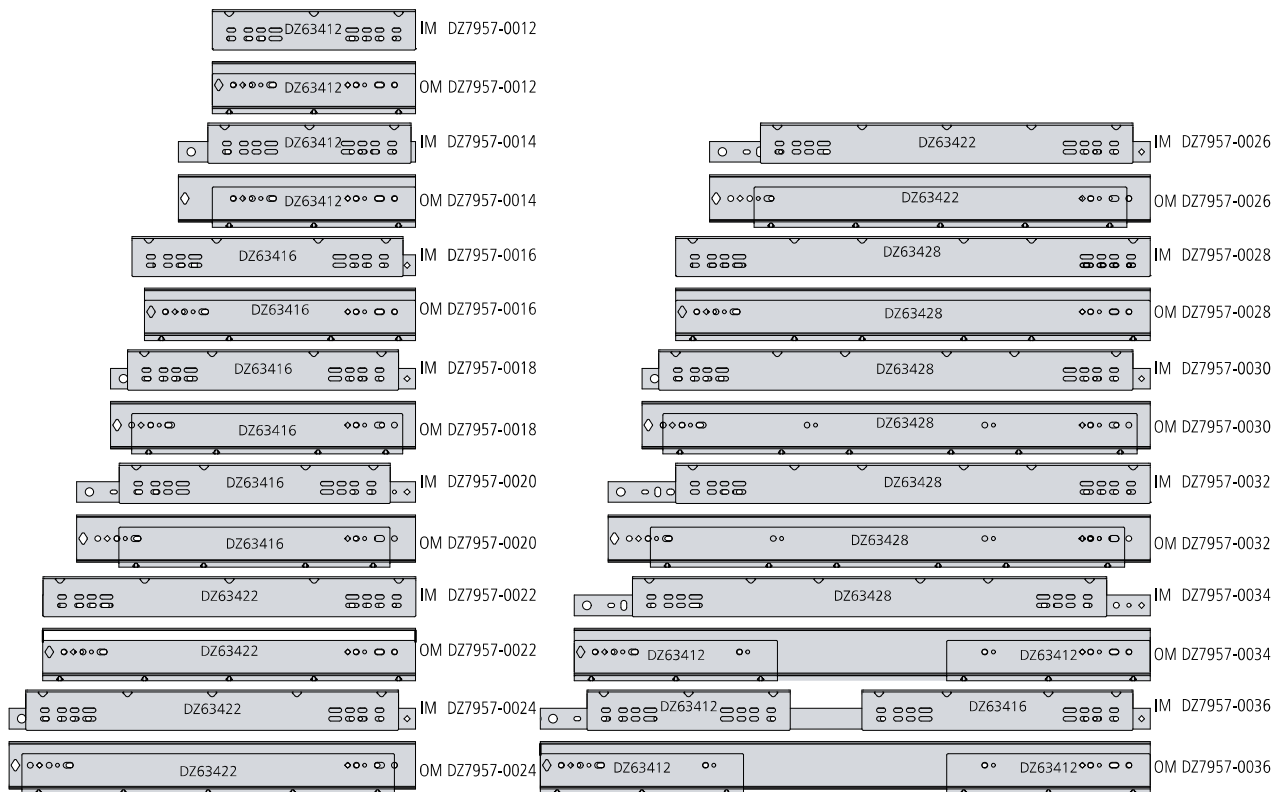
B = Montaggio sul fondo



9301-E/9308-E	DZ63412	DZ63416	DZ63422	DZ63428
	B	B	B	B
930x-0012-E	2	-	-	-
930x-0014-E	2	-	-	-
930x-0016-E	-	2	-	-
930x-0018-E	-	2	-	-
930x-0020-E	-	2	-	-
930x-0022-E	-	-	2	-
930x-0024-E	-	-	2	-
930x-0026-E	-	-	2	-
930x-0028-E	-	-	-	2
930x-0030-E	-	-	-	2
930x-0032-E	-	-	-	2
930x-0034-E	4	-	-	-
930x-0036-E	4	-	-	-
9301-0040-E	2	-	2	-
9308-0040-E	3	-	1	-
9301-0042-E	2	-	1	1
9308-0042-E	3	-	-	1
9301-0044-E	2	-	2	-
9308-0044-E	3	-	-	1
9301-0048-E	2	-	-	2
9308-0048-E	3	-	-	1
9301-0054-E	-	1	3	-
9308-0054-E	1	1	2	-
9301-0060-E	-	-	2	2
9308-0060-E	-	-	3	1

	IM DZ9301/DZ9308-0012		IM DZ9301-0034
	OMDZ9301/DZ9308-0012		IM DZ9308-0034
	IM DZ9301/DZ9308-0014		OMDZ9301/DZ9308-0034
	OMDZ9301/DZ9308-0014		IM DZ9301/DZ9308-0036
	IM DZ9301/DZ9308-0016		OMDZ9301/DZ9308-0036
	OMDZ9301/DZ9308-0016		IM DZ9301/DZ9308-0040
	IM DZ9301/DZ9308-0018		OMDZ9301/DZ9308-0040
	OMDZ9301/DZ9308-0018		IM DZ9301/DZ9308-0042
	IM DZ9301/DZ9308-0020		OMDZ9301/DZ9308-0042
	OMDZ9301/DZ9308-0020		IM DZ9301/DZ9308-0044
	IM DZ9301/DZ9308-0022		OMDZ9301/DZ9308-0044
	OMDZ9301/DZ9308-0022		IM DZ9301/DZ9308-0048
	IM DZ9301/DZ9308-0024		OMDZ9301/DZ9308-0048
	OMDZ9301/DZ9308-0024		IM DZ9301/DZ9308-0054
	IM DZ9301/DZ9308-0026		OMDZ9301/DZ9308-0054
	OMDZ9301/DZ9308-0026		IM DZ9301/DZ9308-0060
	IM DZ9301/DZ9308-0028		OMDZ9301/DZ9308-0060
	OMDZ9301/DZ9308-0028		IM DZ9301/DZ9308-0066
	IM DZ9301/DZ9308-0030		OMDZ9301/DZ9308-0066
	OMDZ9301/DZ9308-0030		
	IM DZ9301/DZ9308-0032		
	OMDZ9301/DZ9308-0032		

7957	DZ63412-305mm		DZ63416-406mm		DZ63422-559mm		DZ63428-711mm	
	S	B	S	B	S	B	S	B
7957-0012	1	2	-	-	-	-	-	-
7957-0014	1	2	-	-	-	-	-	-
7957-0016	-	-	1	2	-	-	-	-
7957-0018	-	-	1	2	-	-	-	-
7957-0020	-	-	1	2	-	-	-	-
7957-0022	-	-	-	-	1	2	-	-
7957-0024	-	-	-	-	1	2	-	-
7957-0026	-	-	-	-	1	2	-	-
7957-0028	-	-	-	-	-	-	1	2
7957-0030	-	-	-	-	-	-	1	2
7957-0032	-	-	-	-	-	-	1	2
7957-0034	-	2	-	-	-	-	1	1
7957-0036	1	3	1	1	-	-	-	-



Notes:

- Customer supplies hardware to mount brackets to base and/or platform/drawer
- Cold rolled steel
- Dimensions for reference only
- Please refer to 2D CAD drawings for dimensional tolerances

Notas:

- El cliente deberá suministrar los accesorios para montar las escuadras a la base y/o a la plataforma/cajón
- Acero laminado en frío
- Las dimensiones mostradas son sólo como referencia
- Por favor, miren el dibujo 2D para las tolerancias dimensionales

Note:

- Il cliente fornisce i fissaggi per montare le staffe sulla base e/o sulla piattaforma/cassetto
- Acciaio laminato a freddo
- Dimensioni riportate solo come riferimento
- Per le tolleranze dimensionali si prega di fare riferimento ai disegni 2D CAD