



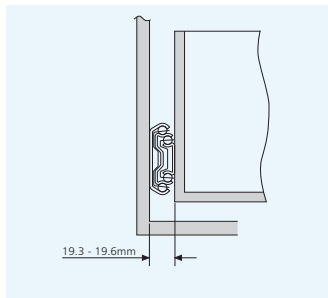
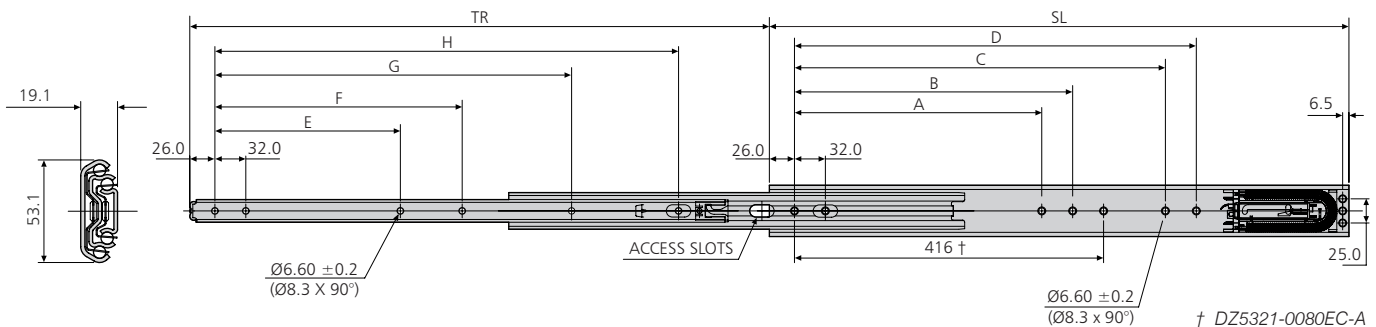
5321EC

- Soft close
- Load rating up to 100kg
- 100% extension
- 19.1mm slide thickness
- Suitable for drawers up to 1000mm wide
- Opening pull force $25\text{ N} \pm 5\text{ N}$
- Soft close on last 45mm of closing cycle
- Optional bracket accessory kits for various mounting options

80,000

- Cierre con amortiguación
- Capacidad de carga hasta 100kg
- 100% extensión
- Espesor de la guía de 19,1mm
- Para cajones de hasta 1000mm de ancho
- Fuerza de apertura $25\text{ N} \pm 5\text{ N}$
- Cierre suave en los últimos 45mm del ciclo de cierre
- Juego opcionales de escuadras para varias opciones de montaje

- Chiusura ammortizzata
- Portata fino a 100kg
- Estrazione al 100%
- Spessore guida 19,1mm
- Adatta per cassetti fino a 1000mm di larghezza
- Apertura con forza pari a $25\text{ N} (\pm 5\text{ N})$
- Chiusura morbida sugli ultimi 45mm del ciclo di chiusura
- Kit accessori di staffe opzionali per opzioni varie di montaggio



| 5321EC | mm | | | | | | | | | | kg | | |
|-----------------|------|------|-----|-----|-----|-----|-----|-----|-----|-----|------|------------|-------------|
| | SL | TR | A | B | C | D | E | F | G | H | W | L (450mm*) | L (1000mm*) |
| DZ5321-0040EC | 400 | 388 | 160 | 192 | - | - | 128 | 160 | - | 288 | 1.99 | 65 | 55 |
| DZ5321-0045EC-A | 450 | 450 | 160 | 192 | 256 | - | 128 | 160 | - | 320 | 2.27 | 65 | 55 |
| DZ5321-0050EC | 500 | 500 | 192 | 224 | - | - | 160 | 192 | - | 384 | 2.57 | 70 | 60 |
| DZ5321-0055EC | 550 | 550 | 192 | 224 | 320 | 352 | 160 | 192 | - | 416 | 2.87 | 85 | 72 |
| DZ5321-0060EC | 600 | 600 | 256 | 288 | 384 | 416 | 192 | 256 | - | 480 | 3.18 | 100 | 85 |
| DZ5321-0070EC-A | 700 | 700 | 288 | 320 | 448 | 480 | 256 | 288 | 512 | 576 | 3.79 | 100 | 85 |
| DZ5321-0080EC-A | 800 | 800 | 352 | 384 | 576 | 608 | 320 | 352 | 416 | 672 | 4.42 | 90 | 75 |
| DZ5321-0090EC-A | 900 | 900 | 320 | 352 | 544 | 672 | 320 | 448 | 736 | 768 | 4.96 | 85 | 70 |
| DZ5321-0100EC-A | 1000 | 1000 | 352 | 384 | 640 | 768 | 352 | 384 | 704 | 736 | 5.56 | 80 | 65 |
| DZ5321-0110EC-A | 1100 | 1100 | 416 | 448 | 768 | 800 | 416 | 448 | 544 | 960 | 6.18 | 75 | 60 |

* Drawer width / Anchura de cajón / Larghezza cassetto

Notes:

- Fixing recommendation: M5 countersunk/ 6mm countersunk Euro screw
- Vertical (side) mounting only
- We recommend that a centrally positioned pull handle is used on wide drawers
- For bracket accessory kit see 635xx
- Operating range $10^{\circ}\text{C} - 40^{\circ}\text{C}$
- Please refer to 2D CAD drawings for dimensional tolerances

Notas:

- Recomendaciones de montaje: tornillo avellanado M5/tornillo avellanado euro de 6mm
- Montaje vertical exclusivamente
- Recomendamos utilizar un tirador, centralmente colocado, en cajones anchos
- Para el juego de accesorios de escuadras, consúltese 635xx
- Rango operativo $10^{\circ}\text{C} - 40^{\circ}\text{C}$
- Por favor, miren el dibujo 2D para las tolerancias dimensionales

Note:

- Consigli per il fissaggio: vite M5 a testa svasata/ vite Euro a testa svasata da 6mm
- Solo montaggio verticale
- Nei cassetti larghi consigliamo l'utilizzazione di una maniglia di estrazione in posizione centrale
- Per il kit accessorio staffe vedere 635xx
- Gamma operativa $10^{\circ}\text{C} - 40^{\circ}\text{C}$
- Per le tolleranze dimensionali si prega di fare riferimento ai disegni 2D CAD