


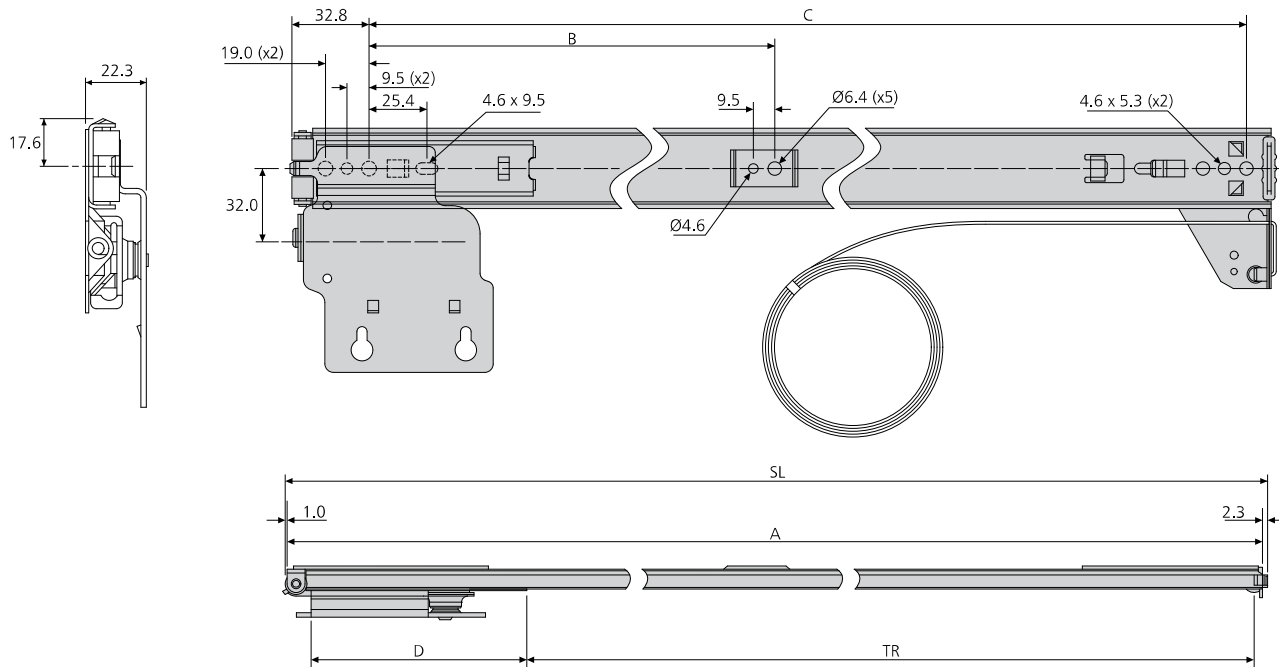
- Maximum door weight 34kg
- Cable system for synchronized slide operation
- Maximum door height 2300mm
- Not suitable for flat mounting
- Temperature -20°C to +70°C
- DB - 96 hours salt spray test

- Poids de porte maximum 34kg
- Système de câble pour fonctionnement synchronisé des glissières
- Hauteur maximum de la porte: 2300mm
- Ne convient pas pour un montage à plat
- Température d'utilisation de -20 °C à +70 °C
- DB - 96 heures de tenue au brouillard salin

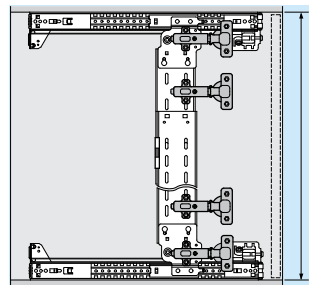
- Maximales Türgewicht 34kg
- Kabelsystem für synchronen Schienenlauf
- Maximale Türhöhe 2300mm
- Nicht für Flachmontage geeignet
- Temperatur -20°C bis +70°C
- DB - 96 Stunden Salzsprühtest



20,000



1432	mm						kg
	SL	TR	A	B	C	D	W
DB1432-0030-2	303	210	299.9	-	256.5	77.7	0.92
DB1432-0035-2	354	261	350.7	-	307.3	77.7	1.00
DB1432-0040-2	405	312	401.5	-	358.1	77.7	1.06
DB1432-0045-2	456	343	452.3	177.5	408.9	96.8	1.14
DB1432-0050-2	506	394	503.1	202.9	459.7	96.8	1.20
DB1432-0055-2	557	445	553.9	228.3	510.5	96.8	1.28
DB1432-0060-2	608	496	604.7	253.7	561.3	96.8	1.33
DB1432-0065-2	659	546	655.5	279.1	612.1	96.8	1.41
DB1432-0070-2	710	597	706.3	304.5	662.9	96.8	1.43



E	
915mm-1193mm	x3
1194mm-1498mm	x4
1499mm-1803mm	x5
1804mm-2300mm	x6

**Optional kit ordering codes:**

81020590 – hinge carrier strip kit comprises:

- 2 x *hinge carrier strips, black*
- 3 x *connector clips, stainless steel*
- *assembly hardware*

Order 2 x 81020590 for 2 doors 915-1422mm tall  
 Order 3 x 81020590 for 2 doors 1423-2000mm tall  
 Order 4 x 81020590 for 2 doors 2001-2300mm tall

**Codes de commande des kits en option:**

81020590 – le kit de barres de liaison support de charnières comprend:

- 2 x *barres de liaison support de charnières, noires*
- 3 x *clips de connexion, acier inoxydable*
- *quincaillerie de montage*

Commander 2 x 81020590 pour 2 portes 915-1422mm de haut  
 Commander 3 x 81020590 pour 2 portes 1423-2000mm de haut  
 Commander 4 x 81020590 pour 2 portes 2001-2300mm de haut

**Bestellnummern für optionalen Kit:**

81020590 – Scharnierleisten-Kit enthält:

- 2 x *Scharnierleisten, schwarz*
- 3 x *Clips, Edelstahl*
- *Schrauben*

Bestellen Sie 2 x 81020590 für 2 Türen 915-1422mm hoch  
 Bestellen Sie 3 x 81020590 für 2 Türen 1423-2000mm hoch  
 Bestellen Sie 4 x 81020590 für 2 Türen 2001mm-2300mm hoch

**Hinge kits:**

81020690 – 35mm hinge kit for inset doors 19.0-20.6mm comprises:

- 2 x *35mm Salice black clip-on hinge*
- 2 x *3mm mounting base plate*
- 2 x *3mm hinge base spacer*
- *Assembly hardware and Accuride logo cap*

81020790 – 40mm hinge kit for partial overlay doors 19.0mm maximum comprises:

- 2 x *40mm Salice Zinc clip-on hinge*
- 2 x *0mm mounting base plate*
- 2 x *3mm hinge base spacer*
- *Assembly hardware and Accuride logo cap*

81020890 – 40mm hinge kit for thick inset doors 20.6-31.8mm comprises:

- 2 x *40mm Salice Zinc clip-on hinge*
- 2 x *3mm mounting base plate*
- 2 x *3mm hinge base spacer*
- *Assembly hardware and Accuride logo cap*

**Kits pour charnières:**

81020690 – le kit pour charnières 35mm pour portes encastrées 19,0-20,6mm comprend:

- 2 x *charnière à enclipser noire 35mm Salice*
- 2 x *plaque de montage 3mm*
- 2 x *plaquette d'espacement pour base de charnière 3mm*
- *Quincaillerie de montage et capuchon avec logo Accuride*

81020790 – le kit pour charnières 40mm pour à recouvrement partiel en applique de 19,0mm maximum comprend:

- 2 x *charnière à enclipser galvanisée 40mm Salice*
- 2 x *plaque de montage 0mm*
- 2 x *plaquette d'espacement pour base de charnière 3mm*
- *Quincaillerie de montage et capuchon avec logo Accuride*

81020890 – le kit pour charnières 40mm pour portes encastrées de 20,6-31,8mm d'épaisseur comprend:

- 2 x *charnière à enclipser galvanisée 40mm Salice*
- 2 x *plaque de montage 3mm*
- 2 x *plaquette d'espacement pour base de charnière 3mm*
- *Quincaillerie de montage et capuchon avec logo Accuride*

**Scharnier-Kits:**

81020690 – 35mm Scharnier-Kit für innenliegende Türen 19,0mm-20,6mm enthält:

- 2 x *35mm Clipscharniere, Salice, schwarz*
- 2 x *3mm Montageplatte*
- 2 x *3mm Distanzstück*
- *Schrauben und Abdeckung mit Accuride-Logo*

81020790 – 40mm Scharnier-Kit für Teilweise vorliegende (Türen) 19,0mm max. enthält:

- 40mm *Clipscharnier, Salice, verzinkt*
- 2 x *0mm Montageplatte*
- 2 x *3mm Distanzstück*
- *Schrauben und Abdeckung mit Accuride-Logo*

81020890 – 40mm Scharnier-Kit für dicke innenliegende Türen 20,6mm-31,8mm enthält:

- 40mm *Clipscharnier, Salice, verzinkt*
- 2 x *3mm Montageplatte*
- 2 x *3mm Distanzstück*
- *Schrauben und Abdeckung mit Accuride-Logo*

**Notes:**

- *Wood thickness should be 19-32mm*
- *Door widths 255-660mm, door heights 915-2300mm*
- *Vertical mounting only*
- *Hinges ordered separately*
- *Hinge carrier strip kit ordered separately*
- *Please refer to 2D CAD drawings for dimensional tolerances*

**Notes:**

- *Épaisseur de bois préconisée: de 19 à 32mm*
- *Largeurs de porte 255-660mm, hauteurs de porte 915-2300mm*
- *Montage vertical seulement*
- *Charnières commandées séparément*
- *Kit de barres de liaison support de charnières à commander séparément*
- *Pour les tolérances dimensionnelles, veuillez vous reporter à nos plans 2D*


**Hinweise:**


- *Holzstärke sollte 19-32mm betragen*
- *Türbreiten 255mm-660mm, Türhöhen 915mm-2300mm*
- *Nur Vertikalmontage*
- *Scharniere sind separat zu bestellen*
- *Scharnierleisten-Kit ist separat zu bestellen*
- *Bitte beachten Sie die 2D-CAD-Zeichnung wegen Abmessungstoleranzen*


# Hinge recommendations


Recommandations concernant les charnières


Empfohlene Scharniere


1	1234		E	F	A (mm)	B (mm)	C (mm)
	BLUM	35mm	175H9160	71T9550	16.0-19.0	6.0	1.0±2.0
	SALICE	35mm	BAR3R39	C2ABG99	19.0 20.6	8.0 9.5	0.7
	SALICE	40mm	BAR3R09	CFA7P99	19.0-31.8	14.0	0.7
	GRASS	35mm	F058139747	F028138521	19.0-25.0	6.0	1=-/2.0

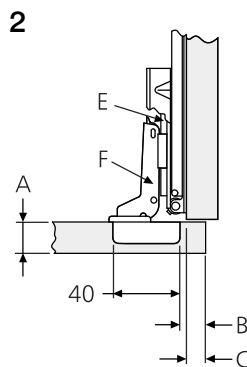
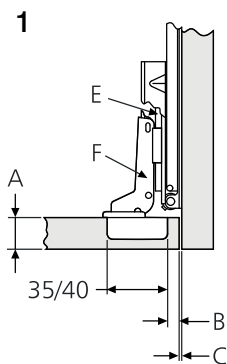
2	1234		E	F	A (mm)	B (mm)	C (mm)
	SALICE	40mm	BAR3R09	CFA7G99	16.0-20.6	15.0	11.3

1	1312		E	F	A (mm)	B (mm)	C (mm)
	BLUM	35mm	173L6100 175H7100 173H7100	71T9550	16.0-19.0	7.0	1.0±2.0
	SALICE	35mm	BAR3R09	C2ABA99	19.0-22.0	8.0	1.0±2.0
	GRASS	35mm	F058139720	F028138519	16.0-24.0	7.0	1=-/2.0

1	1316/1319		E	F	A (mm)	B (mm)	C (mm)
	BLUM	35mm	175H7100 175H7100	75T1550 91M2550	16.0-20.0 16.0-20.0	6.0 6.0	4.0±2.0 4.0±2.0
	SALICE	35mm	BAR3R39	C2ABA99	16.0-20.0	6.5	1.0
	GRASS	35mm	F058139746	F028138519	16.0-20.0	6.0	3.0±2.0

1	1432		E	F	A (mm)	B (mm)	C (mm)
	BLUM	35mm	173L6100 175H7100 173H7100	71T9550	19.0-22.0	7.0	4.3±2.0
	SALICE	35mm	BAR3R39	C2ABA99 C2ABG99	19.0 20.6	8.0 9.0	2.3 1.8
	SALICE	40mm	BAR3R39	CFA7G99	19.0-31.8	15.0	2.3
	GRASS	35mm	F058139746	F028138520	19.0-32.0mm	7.0	1=-/2.0


2	1432		E	F	A (mm)	B (mm)	C (mm)
	SALICE	40mm	BAR3P09	CFA7A99	19.0	15.0	11.7





# Hinge recommendations


Recommandations concernant les charnières


Empfohlene Scharniere


1	1234		E	F	A (mm)	B (mm)	C (mm)
	BLUM	35mm	175H9160	71T9550	16.0-19.0	6.0	1.0±2.0
	SALICE	35mm	BAR3R39	C2ABG99	19.0 20.6	8.0 9.5	0.7
	SALICE	40mm	BAR3R09	CFA7P99	19.0-31.8	14.0	0.7
	GRASS	35mm	F058139747	F028138521	19.0-25.0	6.0	1=-/2.0

2	1234		E	F	A (mm)	B (mm)	C (mm)
	SALICE	40mm	BAR3R09	CFA7G99	16.0-20.6	15.0	11.3

1	1312		E	F	A (mm)	B (mm)	C (mm)
	BLUM	35mm	173L6100 175H7100 173H7100	71T9550	16.0-19.0	7.0	1.0±2.0
	SALICE	35mm	BAR3R09	C2ABA99	19.0-22.0	8.0	1.0±2.0
	GRASS	35mm	F058139720	F028138519	16.0-24.0	7.0	1=-/2.0

1	1316/1319		E	F	A (mm)	B (mm)	C (mm)
	BLUM	35mm	175H7100 175H7100	75T1550 91M2550	16.0-20.0 16.0-20.0	6.0 6.0	4.0±2.0 4.0±2.0
	SALICE	35mm	BAR3R39	C2ABA99	16.0-20.0	6.5	1.0
	GRASS	35mm	F058139746	F028138519	16.0-20.0	6.0	3.0±2.0

1	1432		E	F	A (mm)	B (mm)	C (mm)
	BLUM	35mm	173L6100 175H7100 173H7100	71T9550	19.0-22.0	7.0	4.3±2.0
	SALICE	35mm	BAR3R39	C2ABA99 C2ABG99	19.0 20.6	8.0 9.0	2.3 1.8
	SALICE	40mm	BAR3R39	CFA7G99	19.0-31.8	15.0	2.3
	GRASS	35mm	F058139746	F028138520	19.0-32.0mm	7.0	1=-/2.0

2	1432		E	F	A (mm)	B (mm)	C (mm)
	SALICE	40mm	BAR3P09	CFA7A99	19.0	15.0	11.7

